



# HI-TECH GEARS LTD.

Milankhata Plaza, Tower-D, Sushant Indir, Gurgaon-122002, Haryana, (INDIA)  
Tel: +91(122) 4215100 Fax: +91(122) 4215055  
Email: info@hitechgears.com www.hitechgears.com

Date: 07.10.2013

The Manager,  
Listing Department,  
National Stock Exchange of India Limited.  
"Exchange Plaza", C-1.Block- G,M,  
Bandra-Kurla Complex, Bandra (E),  
Mumbai-400051, India.

**Sub: Shareholding pattern as on September 30, 2013 as per Clause 35 of listing Agreement.**

**Ref: NSE Code – HITECHGEAR  
BSE Code – 522073**

Dear Sir/Madam,

Pursuant to the provisions of Clause 35 of the Listing Agreement, please find enclosed herewith the Shareholding pattern for the quarter ended on September 30, 2013.

You are requested to take the above on record and oblige.

Thanking you,

Yours faithfully,  
For Hi-Tech Gears Limited

S.K.Khatri  
Company Secretary



Encl: as above.

C.c. to:  
The Manager,  
Listing Department,  
Bombay Stock Exchange Limited  
Phiroze Jeejeebhoy Towers,  
Dalal Street  
Fort, Mumbai-400001.


| Introductory sub-table (I)(a)   |                               |   |  |
|---|-------------------------------|---|--|
| NAME OF THE COMPANY : HI-TECH GEARS LTD.  |                               |   |  |
| SCRIP CODE: HITECHGEAR (NSE) & 522073 (BSE) , CLASS OF SECURITY: Equity Shares                        |                               |   |  |
| QUARTER ENDED: 30/09/2013   |                               |   |  |
| Partly paid-up shares:-   | No. of partly paid-up shares  | As a % of total no. of partly paid-up shares              | As a % of total no. of shares of the company   |
| Held by promoter/promoter group   | 0                             | 0   | 0  |
| Held by public  | 0                             | 0   | 0  |
| Total - D   | 0                             | 0   | 0  |
| Outstanding convertible securities:-  | No. of outstanding securities | As a % of total no. of outstanding convertible securities | As a % of total no. of shares of the company, assuming full conversion of the convertible securities |
| Held by promoter/promoter group   | 0                             | 0   | 0  |
| Held by public  | 0                             | 0   | 0  |
| Total - E   | 0                             | 0   | 0  |
| Warrants:-  | No. of warrants               | As a % of total no. of warrants                           | As a % of total no. of shares of the company, assuming full conversion of warrants                   |
| Held by promoter/promoter group   | 0                             | 0   | 0  |
| Held by public  | 0                             | 0   | 0  |
| Total - F   | 0                             | 0   | 0  |
| Total paid-up capital of the company, assuming full conversion of warrants and convertible securities |                               |   |  |



## Statement Showing Shareholding Pattern

Table (I)(a)


| Category code | Category of Shareholder   | Number of Shareholders | Total number of shares | Number of shares held in dematerialized form | Total shareholding as a percentage of total number of shares |                            | Shares Pledged or otherwise encumbered |                       |
|---------------|---|------------------------|------------------------|--|--|----------------------------|--|-----------------------|
|               |   |                        |                        |  | As a percentage of (A+B) <sup>1</sup>                        | As a percentage of (A+B+C) | Number of shares                       | As a percentage       |
| (I)           | (II)  | (III)                  | (IV)                   | (V)  | (VI)   | (VII)                      | (VIII)                                 | (IX) = (VIII)/(V)*100 |
| (A)           | <b>Shareholding of Promoter and Promoter Group<sup>2</sup></b>                          |                        |                        |  |  |                            |  |                       |
| 1             | <b>Indian</b>   |                        |                        |  |  |                            |  |                       |
| (a)           | Individuals/ Hindu Undivided Family   | 12                     | 5531717                | 5483717                                      | 29.48  | 29.48                      | 0                                      | 0.00                  |
| (b)           | Central Government/ State Government(s)   | 0                      | 0                      | 0  | 0.00   | 0.00                       | 0                                      | 0.00                  |
| (c)           | Bodies Corporate  | 3                      | 4799076                | 4799076                                      | 25.57  | 25.57                      | 0                                      | 0.00                  |
| (d)           | Financial Institutions/ Banks   | 0                      | 0                      | 0  | 0.00   | 0.00                       | 0                                      | 0.00                  |
| (e)           | Any Others(Specify)   | 0                      | 0                      | 0  | 0.00   | 0.00                       | 0                                      | 0.00                  |
|               | <b>Sub Total(A)(1)</b>  | <b>15</b>              | <b>10330793</b>        | <b>10282793</b>                              | <b>55.05</b>   | <b>55.05</b>               | <b>0</b>                               | <b>0.00</b>           |
| 2             | <b>Foreign</b>  |                        |                        |  |  |                            |  |                       |
| a             | Individuals (Non-Residents Individuals/ Foreign Individuals)                            | 0                      | 0                      | 0  | 0.00   | 0.00                       | 0                                      | 0.00                  |
| b             | Bodies Corporate  | 0                      | 0                      | 0  | 0.00   | 0.00                       | 0                                      | 0.00                  |
| c             | Institutions  | 0                      | 0                      | 0  | 0.00   | 0.00                       | 0                                      | 0.00                  |
| d             | Qualified Foreign Investor  | 0                      | 0                      | 0  | 0.00   | 0.00                       | 0                                      | 0.00                  |
| e             | Any Others(Specify)   | 0                      | 0                      | 0  | 0.00   | 0.00                       | 0                                      | 0.00                  |
|               | <b>Sub Total(A)(2)</b>  | <b>0</b>               | <b>0</b>               | <b>0</b>                                     | <b>0.00</b>  | <b>0.00</b>                | <b>0</b>                               | <b>0.00</b>           |
|               | <b>Total Shareholding of Promoter and Promoter Group (A)= (A)(1)+(A)(2)</b>             | <b>15</b>              | <b>10330793</b>        | <b>10282793</b>                              | <b>55.05</b>   | <b>55.05</b>               | <b>0</b>                               | <b>0.00</b>           |
| (B)           | <b>Public shareholding</b>  |                        |                        |  |  |                            |  |                       |
| 1             | <b>Institutions</b>   |                        |                        |  |  |                            |  |                       |
| (a)           | Mutual Funds/ UTI   | 1                      | 800                    | 0  | 0.01   | 0.01                       | NA                                     | NA                    |
| (b)           | Financial Institutions/ Banks   | 2                      | 4000                   | 2200   | 0.02   | 0.02                       | NA                                     | NA                    |
| (c)           | Central Government/ State Government(s)   | 0                      | 0                      | 0  | 0.00   | 0.00                       | NA                                     | NA                    |
| (d)           | Venture Capital Funds   | 0                      | 0                      | 0  | 0.00   | 0.00                       | NA                                     | NA                    |
| (e)           | Insurance Companies   | 0                      | 0                      | 0  | 0.00   | 0.00                       | NA                                     | NA                    |
| (f)           | Foreign Institutional Investors   | 0                      | 0                      | 0  | 0.00   | 0.00                       | NA                                     | NA                    |
| (g)           | Foreign Venture Capital Investors   | 0                      | 0                      | 0  | 0.00   | 0.00                       | NA                                     | NA                    |
| (h)           | Qualified Foreign Investor  | 0                      | 0                      | 0  | 0.00   | 0.00                       | NA                                     | NA                    |
| (i)           | Any Other (specify)   | 0                      | 0                      | 0  | 0.00   | 0.00                       | NA                                     | NA                    |
|               | <b>Sub-Total (B)(1)</b>   | <b>3</b>               | <b>4800</b>            | <b>2200</b>                                  | <b>0.03</b>  | <b>0.03</b>                | <b>NA</b>                              | <b>NA</b>             |
| B 2           | <b>Non-institutions</b>   |                        |                        |  |  |                            |  |                       |
| (a)           | Bodies Corporate  | 126                    | 1779626                | 1768954                                      | 9.48   | 9.48                       | NA                                     | NA                    |
| (b)           | Individuals   |                        |                        |  | 0.00   | 0.00                       | NA                                     | NA                    |
| I             | Individuals -i. Individual shareholders holding nominal share capital up to Rs 1 lakh   | 3474                   | 1936190                | 1809954                                      | 10.32  | 10.32                      | NA                                     | NA                    |
| II            | ii. Individual shareholders holding nominal share capital in excess of Rs. 1 lakh.      | 63                     | 4540090                | 4535990                                      | 24.19  | 24.19                      | NA                                     | NA                    |
| (c)           | Qualified Foreign Investor  | 0                      | 0                      | 0  | 0.00   | 0.00                       | NA                                     | NA                    |
| (d)           | Any Other (specify)   | 0                      | 0                      | 0  | 0.00   | 0.00                       | NA                                     | NA                    |
| (d-i)         | Non-resident indian, / OCB  | 53                     | 131494                 | 131494                                       | 0.70   | 0.71                       | NA                                     | NA                    |
| (d-ii)        | Any other (specify) Clearing Member   | 23                     | 45007                  | 45007  | 0.24   | 0.24                       | NA                                     | NA                    |
|               | <b>Sub-Total (B)(2)</b>   | <b>3739</b>            | <b>8432407</b>         | <b>8291399</b>                               | <b>44.93</b>   | <b>44.93</b>               | <b>NA</b>                              | <b>NA</b>             |
| (B)           | <b>Total Public Shareholding (B)= (B)(1)+(B)(2)</b>                                     | <b>3742</b>            | <b>8437207</b>         | <b>8293599</b>                               | <b>44.95</b>   | <b>44.95</b>               | <b>NA</b>                              | <b>NA</b>             |
|               | <b>TOTAL (A)+(B)</b>  | <b>3757</b>            | <b>18768000</b>        | <b>18576392</b>                              | <b>100.00</b>  | <b>100.00</b>              | <b>NA</b>                              | <b>NA</b>             |
| (C)           | <b>Shares held by Custodians and against which Depository Receipts have been issued</b> |                        |                        |  |  |                            |  |                       |
| 1             | Promoter and Promoter Group   | 0                      | 0                      | 0  | 0.00   | 0.00                       | NA                                     | NA                    |
| 2             | Public  | 0                      | 0                      | 0  | 0.00   | 0.00                       | NA                                     | NA                    |
|               | <b>Sub-Total (C)</b>  | <b>0</b>               | <b>0</b>               | <b>0</b>                                     | <b>0.00</b>  | <b>0.00</b>                | <b>NA</b>                              | <b>NA</b>             |
|               | <b>GRAND TOTAL (A)+(B)+(C)</b>  | <b>3757</b>            | <b>18768000</b>        | <b>18576392</b>                              | <b>100.00</b>  | <b>100.00</b>              | <b>NA</b>                              | <b>NA</b>             |



**(D)(b) Statement showing holding of securities (including shares, warrants, convertible securities) of persons belonging to the category "Promoter and Promoter Group"**

| Sr. No.      | Name of the shareholder               | Details of Shares held |                                   | Encumbered shares (*) |                                    | Details of warrants     |   | Details of convertible securities     |   | Total shares (including underlying shares assuming full conversion of warrants and convertible securities) as a % of diluted share capital |
|--------------|---------------------------------------|------------------------|-----------------------------------|-----------------------|------------------------------------|-------------------------|---|---------------------------------------|---|--|
|              |                                       | Number of shares held  | As a % of grand total (A)+(B)+(C) | No.                   | As a percentage (VI)=(V)/(III)*100 | Number of warrants held | As a % total number of warrants of the same class | Number of convertible securities held | As a % total number of convertible securities of the same class |  |
|              |                                       |                        |                                   |                       |                                    |                         |   |                                       |   |  |
| 1            | VULCAN ELECTRO CONTROLS LIMITED       | 1082000                | 5.77                              | 0                     | 0.00                               | 0                       | 0   | 0                                     | 0   | 0  |
| 2            | OLYMPUS ELECTRICAL INDUSTRIES PVT LTD | 1745200                | 9.30                              | 0                     | 0.00                               | 0                       | 0   | 0                                     | 0   | 0  |
| 3            | HI-TECH PORTFOLIO INVESTMENTS LIMITED | 1971876                | 10.51                             | 0                     | 0.00                               | 0                       | 0   | 0                                     | 0   | 0  |
| 4            | VEENA KAPURIA                         | 501120                 | 2.67                              | 0                     | 0.00                               | 0                       | 0   | 0                                     | 0   | 0  |
| 5            | DEV KUMARI KAPURIA                    | 40000                  | 0.22                              | 0                     | 0.00                               | 0                       | 0   | 0                                     | 0   | 0  |
| 6            | ANUJ KAPURIA                          | 819376                 | 4.37                              | 0                     | 0.00                               | 0                       | 0   | 0                                     | 0   | 0  |
| 7            | PRANAV KAPURIA                        | 819376                 | 4.37                              | 0                     | 0.00                               | 0                       | 0   | 0                                     | 0   | 0  |
| 8            | DEEP KAPURIA                          | 3083045                | 16.43                             | 0                     | 0.00                               | 0                       | 0   | 0                                     | 0   | 0  |
| 9            | DEEP KAPURIA & SONS (HUF)             | 220800                 | 1.18                              | 0                     | 0.00                               | 0                       | 0   | 0                                     | 0   | 0  |
| 10           | DIGVIJAY KAPURIA                      | 8000                   | 0.04                              | 0                     | 0.00                               | 0                       | 0   | 0                                     | 0   | 0  |
| 11           | PRATIBHA KAPURIA                      | 8000                   | 0.04                              | 0                     | 0.00                               | 0                       | 0   | 0                                     | 0   | 0  |
| 12           | YUVAJ KAPURIA                         | 8000                   | 0.04                              | 0                     | 0.00                               | 0                       | 0   | 0                                     | 0   | 0  |
| 13           | MASTER ABHAY KAPURIA                  | 8000                   | 0.04                              | 0                     | 0.00                               | 0                       | 0   | 0                                     | 0   | 0  |
| 14           | MASTER VIKRAM KAPURIA                 | 8000                   | 0.04                              | 0                     | 0.00                               | 0                       | 0   | 0                                     | 0   | 0  |
| 15           | DIGVIJAY KAPURIA & SONS (HUF)         | 8000                   | 0.04                              | 0                     | 0.00                               | 0                       | 0   | 0                                     | 0   | 0  |
| <b>TOTAL</b> |                                       | <b>10330793</b>        | <b>55.05</b>                      | <b>0</b>              | <b>0.00</b>                        | <b>0</b>                | <b>0</b>  | <b>0</b>                              | <b>0</b>  | <b>0</b>   |

(\*) The term "encumbrance" has the same meaning as assigned to it in regulation 28(3) of the SAST Regulations, 2011



**(D)(c)(i) Statement showing holding of securities (including shares, warrants, convertible securities) of persons belonging to the category "Public" and holding more than 1% of the total number of shares**

| Sr. No. | Name of the shareholder               | Number of shares held | Shares as a percentage of total number of shares {i.e., Grand Total (A)+(B)+(C) indicated in Statement at para (D)(a) above} | Details of warrants     |   | Details of convertible securities     |  | Total shares (including underlying shares assuming full conversion of warrants and convertible securities) as a % of diluted share capital |
|---------|---------------------------------------|-----------------------|--|-------------------------|---|---------------------------------------|--|--|
|         |                                       |                       |  | Number of warrants held | As a % total number of warrants of the Same class | Number of convertible securities held | % w.r.t total Number of convertible Securities of the same class |  |
|         |                                       |                       |  |                         |   |                                       |  |  |
| 1       | GAGANDEEP CREDIT CAPITAL PVT LTD      | 398376                | 2.12   | 0                       | 0   | 0                                     | 0  | 0  |
| 2       | NEMISH S SHAH                         | 580000                | 3.09   | 0                       | 0   | 0                                     | 0  | 0  |
| 3       | ANVIL SHARE AND STOCK BROKING PVT LTD | 233380                | 1.24   | 0                       | 0   | 0                                     | 0  | 0  |
| 4       | ANVIL FINVEST PRIVATE LIMITED         | 223990                | 1.19   | 0                       | 0   | 0                                     | 0  | 0  |
| 5       | ANUJ ANANTRAI SHETH                   | 630460                | 3.36   | 0                       | 0   | 0                                     | 0  | 0  |
| 6       | MUKESH CHIMANLAL PATANI               | 536762                | 2.86   | 0                       | 0   | 0                                     | 0  | 0  |
|         | <b>TOTAL</b>                          | <b>2602968</b>        | <b>13.87</b>   | <b>0</b>                | <b>0</b>  | <b>0</b>                              | <b>0</b>   | <b>0</b>   |

**(D)(c)(ii) Statement showing holding of securities (including shares, warrants, convertible securities) of persons (together with PAC) belonging to the category "Public" and holding more than 5% of the total number of shares of the company**

| Sr. No. | Name(s) of the shareholder(s) and the Persons Acting in Concert (PAC) with them | Number of shares | Shares as a percentage of total number of shares {i.e., Grand Total (A)+(B)+(C) indicated in Statement at para (D)(a) above} | Details of warrants |   | Details of convertible securities     |  | Total shares (including underlying shares assuming full conversion of warrants and convertible securities) as a % of diluted share capital |
|---------|---|------------------|--|---------------------|---|---------------------------------------|--|--|
|         |   |                  |  | Number of warrants  | As a % total number of warrants of the same class | Number of convertible securities held | % w.r.t total number of convertible securities of the same class |  |
|         |   |                  |  |                     |   |                                       |  |  |
| 1       | Anuj A Seth   | 630460           | 3.36   | N.A.                | N.A.  | N.A.                                  | N.A.   | N.A.   |
| 2       | Accolade Finvest (p) Ltd. (Formerly Known as Anvil Finvest (p) Ltd.)            | 223990           | 1.19   | N.A.                | N.A.  | N.A.                                  | N.A.   | N.A.   |
| 3       | Gagandeep Credit Capital (p) Ltd.   | 398376           | 2.12   | N.A.                | N.A.  | N.A.                                  | N.A.   | N.A.   |
| 4       | Prescient Securities (p) Ltd.   | 120392           | 0.64   | N.A.                | N.A.  | N.A.                                  | N.A.   | N.A.   |
|         | <b>TOTAL</b>  | <b>1373218</b>   | <b>7.31</b>  | <b>N.A.</b>         | <b>N.A.</b>                                       | <b>N.A.</b>                           | <b>N.A.</b>  | <b>N.A.</b>  |

(I)(d) Statement showing details of locked-in shares

| Sr. No.      | Name of the shareholder | Number of locked-in shares | Locked-in shares as a percentage of total number of shares [i.e., Grand Total (A)+(B)+(C) indicated in Statement at para (I)(a) above] |
|--------------|-------------------------|----------------------------|--|
|              |                         | 0                          | 0.00   |
| <b>TOTAL</b> |                         |                            |  |

(II)(a) Statement showing details of Depository Receipts (DRs)

| Sr. No.      | Type of outstanding DR (ADRs, GDRs, SDRs, etc.) | Number of outstanding DRs | Number of shares underlying outstanding DRs | Shares underlying outstanding DRs as a percentage of total number of shares [i.e., Grand Total (A)+(B)+(C) indicated in Statement at para (I)(a) above] |
|--------------|---|---------------------------|---|---|
| 1            | ADR   | 0.00                      | 0.00  | 0.00  |
| 2            | GDR   | 0.00                      | 0.00  | 0.00  |
| <b>TOTAL</b> |   | 0                         | 0   | 0.00  |

(II)(b) Statement showing holding of Depository Receipts (DRs), where underlying shares held by "promoter/promoter group" are in excess of 1% of the total number of shares

| Sr. No.      | Name of the DR Holder | Type of outstanding DR (ADRs, GDRs, SDRs, etc.) | Number of shares underlying outstanding DRs | Shares underlying outstanding DRs as a percentage of total number of shares [i.e., Grand Total (A)+(B)+(C) indicated in Statement at para (I)(a) above] |
|--------------|-----------------------|---|---|---|
| 1            |                       |   |   |   |
| 2            |                       |   |   |   |
| <b>TOTAL</b> |                       | Not Applicable                                  | 0   | 0   |




Note Category B (2) (d) consists of following:  
(i) 53 NRI/ OCB holding 131494 shares; and  
(ii) 23 clearing members holding 45007 shares

## 2. Disclaimer Clause

The information furnished above is certified by Hi-Tech Gears Limited to be true, fair and accurate (except in respect of errors in or omissions from documents filed electronically that result solely from electronic transmission errors beyond our control and in respect of which we take corrective action as soon as it is reasonably practicable after becoming aware of the error or the omission). SEBI, the Stock Exchanges or the NIC do not take any responsibility for the accuracy, validity, consistency and integrity of the data entered and updated by it

for Hi-Tech Gears Limited

  
S.K. Khatri  
(Company Secretary)



Statement showing the voting pattern of shareholders, if more than one class of shares/securities is issued by the issuer

(Give description of voting rights for each class of securities)

Class X: Not Applicable

Class Y: Not Applicable

Class Z: Not Applicable

Table (III)(a)

| Category code | Category of Shareholder   | Number of Voting rights held in each class of securities |         |         | Total voting Rights (III+IV+V) | Total Voting Rights i.e. (VI) |                            |
|---------------|---|--|---------|---------|--------------------------------|-------------------------------|----------------------------|
|               |   | Class X  | Class Y | Class Z |                                | As a percentage of (A+B)      | As a percentage of (A+B+C) |
| (I)           | (II)  | (III)  | (IV)    | (V)     | (VI)                           | (VII)                         | (VIII)                     |
| (A)           | Shareholding of Promoter and Promoter Group <sup>2</sup>                              |  |         |         |                                |                               |                            |
| 1             | Indian  |  |         |         |                                |                               |                            |
| (a)           | Individuals/ Hindu Undivided Family   | NA   | NA      | NA      | NA                             | NA                            | NA                         |
| (b)           | Central Government/ State Government(s)   | NA   | NA      | NA      | NA                             | NA                            | NA                         |
| (c)           | Bodies Corporate  | NA   | NA      | NA      | NA                             | NA                            | NA                         |
| (d)           | Financial Institutions/ Banks   | NA   | NA      | NA      | NA                             | NA                            | NA                         |
| (e)           | Any Other(s)(Specify)   | NA   | NA      | NA      | NA                             | NA                            | NA                         |
|               | Sub Total(A)(1)   | NA   | NA      | NA      | NA                             | NA                            | NA                         |
| 2             | Foreign   |  |         |         |                                |                               |                            |
| a             | Individuals (Non-Residents Individuals/ Foreign Individuals)                          | NA   | NA      | NA      | NA                             | NA                            | NA                         |
| b             | Bodies Corporate  | NA   | NA      | NA      | NA                             | NA                            | NA                         |
| c             | Institutions  | NA   | NA      | NA      | NA                             | NA                            | NA                         |
| d             | Qualified Foreign Investor  | NA   | NA      | NA      | NA                             | NA                            | NA                         |
| e             | Any Other(s)(Specify)   | NA   | NA      | NA      | NA                             | NA                            | NA                         |
|               | Sub Total(A)(2)   | NA   | NA      | NA      | NA                             | NA                            | NA                         |
|               | Total Shareholding of Promoter and Promoter Group (A)= (A)(1)+(A)(2)                  | NA   | NA      | NA      | NA                             | NA                            | NA                         |
| (B)           | Public shareholding   |  |         |         |                                |                               |                            |
| 1             | Institutions  |  |         |         |                                |                               |                            |
| (a)           | Mutual Funds/ UTI   | NA   | NA      | NA      | NA                             | NA                            | NA                         |
| (b)           | Financial Institutions/ Banks   | NA   | NA      | NA      | NA                             | NA                            | NA                         |
| (c)           | Central Government/ State Government(s)   | NA   | NA      | NA      | NA                             | NA                            | NA                         |
| (d)           | Venture Capital Funds   | NA   | NA      | NA      | NA                             | NA                            | NA                         |
| (e)           | Insurance Companies   | NA   | NA      | NA      | NA                             | NA                            | NA                         |
| (f)           | Foreign Institutional Investors   | NA   | NA      | NA      | NA                             | NA                            | NA                         |
| (g)           | Foreign Venture Capital Investors   | NA   | NA      | NA      | NA                             | NA                            | NA                         |
| (h)           | Qualified Foreign Investor  | NA   | NA      | NA      | NA                             | NA                            | NA                         |
| (i)           | Any Other (specify)   | NA   | NA      | NA      | NA                             | NA                            | NA                         |
|               | Sub-Total (B)(1)  | NA   | NA      | NA      | NA                             | NA                            | NA                         |
| B 2           | Non-institutions  |  |         |         |                                |                               |                            |
| (a)           | Bodies Corporate  | NA   | NA      | NA      | NA                             | NA                            | NA                         |
| (b)           | Individuals   | NA   | NA      | NA      | NA                             | NA                            | NA                         |
| I             | Individuals -I. Individual shareholders holding nominal share capital up to Rs 1 lakh | NA   | NA      | NA      | NA                             | NA                            | NA                         |
| II            | ii. Individual shareholders holding nominal share capital in excess of Rs. 1 lakh.    | NA   | NA      | NA      | NA                             | NA                            | NA                         |
| (c)           | Qualified Foreign Investor  | NA   | NA      | NA      | NA                             | NA                            | NA                         |
| (d)           | Any Other (specify)   | NA   | NA      | NA      | NA                             | NA                            | NA                         |
| (d-i)         | Non-resident indian / OCB   | NA   | NA      | NA      | NA                             | NA                            | NA                         |
| (d-ii)        | Any other (specify) Clearing Member   | NA   | NA      | NA      | NA                             | NA                            | NA                         |
|               | Sub-Total (B)(2)  | NA   | NA      | NA      | NA                             | NA                            | NA                         |
| (B)           | Total Public Shareholding (B)= (B)(1)+(B)(2)  | NA   | NA      | NA      | NA                             | NA                            | NA                         |
|               | TOTAL (A)+(B)   | NA   | NA      | NA      | NA                             | NA                            | NA                         |
| (C)           | Shares held by Custodians and against which Depository Receipts have been issued      |  |         |         |                                |                               |                            |
| 1             | Promoter and Promoter Group   | NA   | NA      | NA      | NA                             | NA                            | NA                         |
| 2             | Public  | NA   | NA      | NA      | NA                             | NA                            | NA                         |
|               | Sub-Total (C)   | NA   | NA      | NA      | NA                             | NA                            | NA                         |
|               | GRAND TOTAL (A)+(B)+(C)   | NA   | NA      | NA      | NA                             | NA                            | NA                         |

