

## Introductory sub-table (I)(a)


Name of the Company: Hi-Tech Gears Limited

Scrip Code, Name of the scrip, class of security: 522073 (BSE), HITECHGEAR (NSE)

Quarter ended: 31st March, 2012

	No. of partly paid-up shares	As a % of total no. of partly paid-up shares	As a % of total no. of shares of the company
<b>Partly paid-up shares:-</b>			
Held by promoter/promoter group	0	0	0
Held by public	0	0	0
<b>Total - D</b>	<b>0</b>	<b>0</b>	<b>0</b>
<b>Outstanding convertible securities:-</b>	<b>No. of outstanding securities</b>	<b>As a % of total no. of outstanding convertible securities</b>	<b>As a % of total no. of shares of the company, assuming full conversion of the convertible securities</b>
Held by promoter/promoter group	0	0	0
Held by public	0	0	0
<b>Total - E</b>	<b>0</b>	<b>0</b>	<b>0</b>
<b>Warrants:-</b>	<b>No. of warrants</b>	<b>As a % of total no. of warrants</b>	<b>As a % of total no. of shares of the company, assuming full conversion of warrants</b>
Held by promoter/promoter group	0	0	0
Held by public	0	0	0
<b>Total - F</b>	<b>0</b>	<b>0</b>	<b>0</b>

Total paid-up capital of the company, assuming full conversion of warrants and convertible securities




**Statement Showing Shareholding Pattern**

Name of the Company : HI-TECH GEARS LIMITED  
 Ended : 31st March 2012  
 : HITECHGEAR (NSE) & 522073 (BSE)

Quarter  
 Scrip Code


Category code	Category of Shareholder	Number of Shareholders	Total number of shares	Number of shares held in dematerialized form	Total shareholding as a percentage of total number of shares		Shares Pledged or otherwise encumbered	
					As a percentage of (A+B) <sup>1</sup>	As a percentage of (A+B+C)	Number of shares	As a percentage
(I)	(II)	(III)	(IV)	(V)	(VI)	(VII)	(VIII)	(IX)= (VIII)/(IV)*100
<b>(A)</b>	<b>Shareholding of Promoter and Promoter Group<sup>2</sup></b>							
<b>1</b>	<b>Indian</b>							
(a)	Individuals/ Hindu Undivided Family	12	5531717	5483717	29.47	29.47	0	0
(b)	Central Government/ State Government(s)	0	0	0	0.00	0.00	0	0
(c)	Bodies Corporate	3	4799076	4799076	25.57	25.57	0	0
(d)	Financial Institutions/ Banks	0	0	0	0.00	0.00	0	0
(e)	Any Others(Specify)	0	0	0	0.00	0.00	0	0
	<b>Sub Total(A)(1)</b>	<b>15</b>	<b>10330793</b>	<b>10282793</b>	<b>55.05</b>	<b>55.05</b>	<b>0</b>	<b>0</b>
<b>2</b>	<b>Foreign</b>							
a	Individuals (Non-Residents Individuals/ Foreign Individuals)	0	0	0	0.00	0.00	0	0
b	Bodies Corporate	0	0	0	0.00	0.00	0	0
c	Institutions	0	0	0	0.00	0.00	0	0
d	Any Others(Specify)	0	0	0	0.00	0.00	0	0
	<b>Sub Total(A)(2)</b>	<b>0</b>	<b>0</b>	<b>0</b>	<b>0.00</b>	<b>0.00</b>	<b>0</b>	<b>0</b>
	<b>Total Shareholding of Promoter and Promoter Group (A)= (A)(1)+(A)(2)</b>	<b>15</b>	<b>10330793</b>	<b>10282793</b>	<b>55.05</b>	<b>55.05</b>	<b>0</b>	<b>0</b>
<b>(B)</b>	<b>Public shareholding</b>							
<b>1</b>	<b>Institutions</b>							
(a)	Mutual Funds/ UTI	2	4170	3370	0.02	0.02	N.A.	N.A.
(b)	Financial Institutions / Banks	2	4000	2200	0.02	0.02	N.A.	N.A.
(c)	Central Government/ State Government(s)	0	0	0	0.00	0.00	N.A.	N.A.
(d)	Venture Capital Funds	0	0	0	0.00	0.00	N.A.	N.A.
(e)	Insurance Companies	0	0	0	0.00	0.00	N.A.	N.A.
(f)	Foreign Institutional Investors	1	38507	38507	0.21	0.21	N.A.	N.A.
(g)	Foreign Venture Capital Investors	0	0	0	0.00	0.00	N.A.	N.A.
(h)	Any Other (specify)	0	0	0	0.00	0.00	N.A.	N.A.
	<b>Sub-Total (B)(1)</b>	<b>5</b>	<b>46677</b>	<b>44077</b>	<b>0.25</b>	<b>0.25</b>	<b>N.A.</b>	<b>N.A.</b>
<b>B 2</b>	<b>Non-institutions</b>							
(a)	Bodies Corporate	131	2289127	2278455	12.20	12.20	N.A.	N.A.
(b)	Individuals							
<b>I</b>	Individuals -i. Individual shareholders holding nominal share capital up to Rs 1 lakh	3000	1797053	1662617	9.58	9.58	N.A.	N.A.
<b>II</b>	ii. Individual shareholders holding nominal share capital in excess of Rs. 1 lakh.	58	4119826	4103826	21.95	21.95	N.A.	N.A.
(c)	Any other (specify) Non-resident indian./OCB	47	169810	169810	0.91	0.91	N.A.	N.A.
(d)	Any other (specify) Clearing Member	27	14714	14714	0.08	0.08	N.A.	N.A.
	<b>Sub-Total (B)(2)</b>	<b>3263</b>	<b>8390530</b>	<b>8229422</b>	<b>44.71</b>	<b>44.71</b>	<b>N.A.</b>	<b>N.A.</b>
<b>(B)</b>	<b>Total Public Shareholding (B)= (B)(1)+(B)(2)</b>	<b>3268</b>	<b>8437207</b>	<b>8273499</b>	<b>44.95</b>	<b>44.95</b>	<b>N.A.</b>	<b>N.A.</b>
	<b>TOTAL (A)+(B)</b>	<b>3283</b>	<b>18768000</b>	<b>18556292</b>	<b>100.00</b>	<b>100.00</b>	<b>N.A.</b>	<b>N.A.</b>
<b>(C)</b>	<b>Shares held by Custodians and against which Depository Receipts have been issued</b>							
<b>1</b>	<b>Promoter and Promoter Group</b>	<b>0</b>	<b>0</b>	<b>0</b>	<b>0.00</b>	<b>0.00</b>	<b>N.A.</b>	<b>N.A.</b>
<b>2</b>	<b>Public</b>	<b>0</b>	<b>0</b>	<b>0</b>	<b>0.00</b>	<b>0.00</b>	<b>N.A.</b>	<b>N.A.</b>
	<b>Sub-Total (C)</b>	<b>0</b>	<b>0</b>	<b>0</b>	<b>0.00</b>	<b>0.00</b>	<b>N.A.</b>	<b>N.A.</b>
	<b>GRAND TOTAL (A)+(B)+(C)</b>	<b>3283</b>	<b>18768000</b>	<b>18556292</b>	<b>100.00</b>	<b>100.00</b>	<b>N.A.</b>	<b>N.A.</b>



(D)(b) Statement showing holding of securities (including shares, warrants, convertible securities) of persons belonging to the category "Promoter and Promoter Group"


Sr. No.	Name of the shareholder	Details of Shares held			Shares Pledged or otherwise Encumbered			Details of warrants			Details of convertible securities		Total shares (including underlying shares assuming full conversion of warrants and convertible securities) as a % of diluted share capital
		Number of shares held	As a % of grand total (A)+(B)+(C)	No.	As a percentage (V)=(V)/(III)*100	As a % of grand total (A)+(B)+(C) of sub-clause (D)(a)	Number of warrants held	As a % total number of warrants of the same class	Number of convertible securities held	As a % total number of convertible securities of the same class			
(i)	(ii)	(iii)	(iv)	(v)	(vi)=(v)/(iii)*100	(vii)	(viii)	(ix)	(x)	(xi)	(xii)		
1	VULCAN ELECTRO CONTROLS LIMITED	1082000	5.77	0	0.00	0.00	0	0	0	0	1082000		
2	OLYMPUS ELECTRICAL INDUSTRIES PVT LTD	1745200	9.30	0	0.00	0.00	0	0	0	0	1745200		
3	HI-TECH PORTFOLIO INVESTMENTS LIMITED	1971876	10.51	0	0.00	0.00	0	0	0	0	1971876		
4	VEENA KAPURIA	501120	2.67	0	0.00	0.00	0	0	0	0	501120		
5	ANUJ KAPURIA	819376	4.37	0	0.00	0.00	0	0	0	0	819376		
6	PRANAV KAPURIA	819376	4.37	0	0.00	0.00	0	0	0	0	819376		
7	DEEP KAPURIA	3083045	16.43	0	0.00	0.00	0	0	0	0	3083045		
8	DEEP KAPURIA & SONS(HUF)	220800	1.18	0	0.00	0.00	0	0	0	0	220800		
9	DIGVIJAY KAPURIA	8000	0.04	0	0.00	0.00	0	0	0	0	8000		
10	DR MRS D K KAPURIA	40000	0.21	0	0.00	0.00	0	0	0	0	40000		
11	PRATIBHA KAPURIA	8000	0.04	0	0.00	0.00	0	0	0	0	8000		
12	VIVRAJ KAPURIA	8000	0.04	0	0.00	0.00	0	0	0	0	8000		
13	MASTER ABHAY KAPURIA	8000	0.04	0	0.00	0.00	0	0	0	0	8000		
14	MASTER VIKRAM KAPURIA	8000	0.04	0	0.00	0.00	0	0	0	0	8000		
15	DIGVIJAY KAPURIA & SONS (HUF)	8000	0.04	0	0.00	0.00	0	0	0	0	8000		
<b>TOTAL</b>		<b>10330793</b>	<b>55.05</b>	<b>0</b>	<b>0.00</b>	<b>0.00</b>	<b>0</b>	<b>0</b>	<b>0</b>	<b>0</b>	<b>10330793</b>		

(\*) The term "encumbrance" has the same meaning as assigned to it in regulation 28(3) of the SAST Regulations, 2011



(D)(c)(i) Statement showing holding of securities (including shares, warrants, convertible securities) of persons belonging to the category "Public" and holding more than 1% of the total number of shares.

Sr. No.	Name of the shareholder	Number of shares held	Shares as a percentage of total number of shares {i.e., Grand Total (A)+(B)+(C) indicated in Statement at para (I)(a) above}	Details of warrants		Details of convertible		Total shares (including underlying shares assuming full conversion of warrants and convertible securities) as a % of diluted share capital
				Number of warrants held	As a % total number of warrants of the same class	Number of convertible securities held	% w.r.t total number of convertible securities of the same class	
1	GAGANDEEP CREDIT CAPITAL PVT LTD	398376	2.12	0	0	0	0	398376
2	NEMISH S SHAH	580000	3.09	0	0	0	0	580000
3	ANVIL SHARE AND STOCK BROKING PVT LTD	236378	1.26	0	0	0	0	236378
4	ANVIL FINVEST PRIVATE LIMITED	223990	1.19	0	0	0	0	223990
5	ASK SECURITIES ADVISORY SERVICES PRIVATE LIMITED	380000	2.02	0	0	0	0	380000
6	MUKESH CHIMANLAL PATANI	536762	2.86	0	0	0	0	536762
<b>TOTAL</b>		<b>2355506</b>	<b>12.55</b>	<b>0</b>	<b>0</b>	<b>0</b>	<b>0</b>	<b>2355506</b>



**(D)(c)(ii) Statement showing holding of securities (including shares, warrants, convertible securities) of persons (together with PAC) belonging to the category "Public" and holding more than 5% of the total number of shares of the company**

Sr. No.	Name(s) of the shareholder(s) and the Persons Acting in Concert (PAC) with them	Number of shares	Shares as a percentage of total number of shares {i.e., Grand Total (A)+(B)+(C) indicated in Statement at para (D)(a) above}	Details of warrants		Details of convertible		Total shares (including underlying shares assuming full conversion of warrants and convertible securities) as a % of diluted share capital
				Number of warrants	As a % total number of warrants of the same class	Number of convertible securities held	% w.r.t total number of convertible securities of the same class	
TOTAL		0	0.00					




(II)(a) Statement showing details of Depository Receipts (DRs)

Sr. No.	Type of outstanding DR (ADRs, GDRs, SDRs, etc.)	Number of outstanding DRs	Number of shares underlying outstanding DRs	Shares underlying outstanding DRs as a percentage of total number of shares {i.e., Grand Total (A)+(B)+(C) indicated in Statement at para (I)(a) above}
1	NOT APPLICABLE			
2				
3				
4				
TOTAL				

(II)(b) Statement showing Holding of Depository Receipts (DRs), where underlying shares held by Promoter/Promoter group are in excess of 1% of the total number of shares

Sr. No.	Name of the DR Holder	Type of outstanding DR (ADRs, GDRs, SDRs, etc.)	Number of shares underlying outstanding DRs	Shares underlying outstanding DRs as a percentage of total number of shares {i.e., Grand Total (A)+(B)+(C) indicated in Statement at para (I)(a) above}
1	NOT APPLICABLE			
2				
3				
4				
TOTAL				



Note Category B(2)(c) & B(2)(d) consists of following:  
(i) 47 NR/ OCB holding 165257 shares; and  
(ii) 27 Clearing members holding 14714 shares

2. Disclaimer clause

'The information furnished above is certified by Hi-Tech Gears Limited to be true, fair and accurate (except in respect of errors in or omissions from documents filed electronically that result solely from electronic transmission errors beyond our control and in respect of which we take corrective action as soon as it is reasonably practicable after becoming aware of the error or the omission). SEBI, the Stock Exchanges or the NIC do not take any responsibility for the accuracy, validity, consistency and integrity of the data entered and updated by it.'

For Hi-Tech Gears Limited

*S. K. Khatri*  
S. K. Khatri  
Company Secretary

