


Statement Showing Shareholding Pattern

Table I(a)

Category code	Category of Shareholder	Number of Shareholders	Total number of shares	Number of shares held in dematerialized form	Total shareholding as a percentage of total number of shares		Shares Pledged or otherwise encumbered	
					As a percentage of (A+B) ¹	As a percentage of (A+B+C)	Number of shares	As a percentage
(I)	(II)	(III)	(IV)	(V)	(VI)	(VII)	(VIII)	(IX) = (VIII)/(IV)*100
(A)	Shareholding of Promoter and Promoter Group²							
1	Indian							
(a)	Individuals/ Hindu Undivided Family	12	5531717	5483717	29.48	29.48	0	0.00
(b)	Central Government/ State Government(s)	0	0	0	0.00	0.00	0	0.00
(c)	Bodies Corporate	3	4799076	4799076	25.57	25.57	0	0.00
(d)	Financial Institutions/ Banks	0	0	0	0.00	0.00	0	0.00
(e)	Any Others(Specify)	0	0	0	0.00	0.00	0	0.00
	Sub Total(A)(1)	15	10330793	10282793	55.05	55.05	0	0.00
2	Foreign							
a	Individuals (Non-Residents Individuals/ Foreign Individuals)	0	0	0	0.00	0.00	0	0.00
b	Bodies Corporate	0	0	0	0.00	0.00	0	0.00
c	Institutions	0	0	0	0.00	0.00	0	0.00
d	Qualified Foreign Investor	0	0	0	0.00	0.00	0	0.00
e	Any Others(Specify)	0	0	0	0.00	0.00	0	0.00
	Sub Total(A)(2)	0	0	0	0.00	0.00	0	0.00
	Total Shareholding of Promoter and Promoter Group (A)= (A)(1)+(A)(2)	15	10330793	10282793	55.05	55.05	0	0.00
(B)	Public shareholding							
1	Institutions							
(a)	Mutual Funds/ UTI	1	800	0	0.01	0.01	NA	NA
(b)	Financial Institutions / Banks	2	4000	2200	0.02	0.02	NA	NA
(c)	Central Government/ State Government(s)	0	0	0	0.00	0.00	NA	NA
(d)	Venture Capital Funds	0	0	0	0.00	0.00	NA	NA
(e)	Insurance Companies	0	0	0	0.00	0.00	NA	NA
(f)	Foreign Institutional Investors	0	0	0	0.00	0.00	NA	NA
(g)	Foreign Venture Capital Investors	0	0	0	0.00	0.00	NA	NA
(h)	Qualified Foreign Investor	0	0	0	0.00	0.00	NA	NA
(i)	Any Other (specify)	0	0	0	0.00	0.00	NA	NA
	Sub-Total (B)(1)	3	4800	2200	0.03	0.03	NA	NA
B 2	Non-institutions							
(a)	Bodies Corporate	142	1832386	1821714	9.76	9.76	NA	NA
(b)	Individuals				0.00	0.00	NA	NA
I	Individuals -i. Individual shareholders holding nominal share capital up to Rs 1 lakh	3652	1982647	1854811	10.56	10.56	NA	NA
II	ii. Individual shareholders holding nominal share capital in excess of Rs. 1 lakh.	64	4466447	4462347	23.80	23.80	NA	NA
(c)	Qualified Foreign Investor	0	0	0	0.00	0.00	NA	NA
(d)	Any Other (specify)	0	0	0	0.00	0.00	NA	NA
(d-i)	Non-resident indian / OCB	55	127116	127116	0.68	0.68	NA	NA
(d-ii)	Any other (specify) Clearing Member	33	23561	23561	0.13	0.13	NA	NA
	Sub-Total (B)(2)	3946	8432157	8289549	44.93	44.93	NA	NA
(B)	Total Public Shareholding (B)= (B)(1)+(B)(2)	3949	8436957	8291749	44.95	44.95	NA	NA
	TOTAL (A)+(B)	3964	18767750	18574542	100.00	100.00	NA	NA
(C)	Shares held by Custodians and against which Depository Receipts have been issued							
1	Promoter and Promoter Group	0	0	0	0.00	0.00	NA	NA
2	Public	1	250	250	0.00	0.00	NA	NA
	Sub-Total (C)	1	250	250	0.00	0.00	NA	NA
	GRAND TOTAL (A)+(B)+(C)	3965	18768000	18574792	100.00	100.00	NA	NA




Introductory sub-table (I)(a)

NAME OF THE COMPANY : HI-TECH GEARS LTD.

SCRIP CODE: HITECHGEAR (NSE) & 522073 (BSE) , CLASS OF SECURITY: Equity Shares

QUARTER ENDED: 31/03/2013


Partly paid-up shares:-	No. of partly paid-up shares	As a % of total no. of partly paid-up shares	As a % of total no. of shares of the company
Held by promoter/promoter group	0	0	0
Held by public	0	0	0
Total - D	0	0	0
Outstanding convertible securities:-	No. of outstanding securities	As a % of total no. of outstanding convertible securities	As a % of total no. of shares of the company, assuming full conversion of the convertible securities
Held by promoter/promoter group	0	0	0
Held by public	0	0	0
Total - E	0	0	0
Warrants:-	No. of warrants	As a % of total no. of warrants	As a % of total no. of shares of the company, assuming full conversion of warrants
Held by promoter/promoter group	0	0	0
Held by public	0	0	0
Total - F	0	0	0
Total paid-up capital of the company, assuming full conversion of warrants and convertible securities			



(D)(b) Statement showing holding of securities (including shares, warrants, convertible securities) of persons belonging to the category "Promoter and Promoter Group"

Sr. No.	Name of the shareholder	Details of Shares held			Encumbered shares (*)		Details of warrants			Details of convertible securities		Total shares (including underlying shares assuming full conversion of warrants and convertible securities) as a % of diluted share capital
		Number of shares held	As a % of grand total (A)+(B)+(C)	No.	As a percentage (VI)=(V)/(III)*100	As a % of grand total (A)+(B)+(C) of sub-clause (D)(a)	Number of warrants held	As a % total number of warrants of the same class	Number of convertible securities held	As a % total number of convertible securities of the same class		
(i)	(ii)	(iii)	(iv)	(v)	(vi)=(v)/(iii)*100	(vii)	(viii)	(ix)	(x)	(xi)	(xii)	
1	VULCAN ELECTRO CONTROLS LIMITED	1082000	5.77	0	0.00	0.00	0	0	0	0	0	
2	OLYMPUS ELECTRICAL INDUSTRIES PVT LTD	1745200	9.30	0	0.00	0.00	0	0	0	0	0	
3	HI-TECH PORTFOLIO INVESTMENTS LIMITED	1971876	10.51	0	0.00	0.00	0	0	0	0	0	
4	VEENA KAPURIA	501120	2.67	0	0.00	0.00	0	0	0	0	0	
5	DEV KUMARI KAPURIA	40000	0.22	0	0.00	0.00	0	0	0	0	0	
6	ANJU KAPURIA	819376	4.37	0	0.00	0.00	0	0	0	0	0	
7	PRANAV KAPURIA	819376	4.37	0	0.00	0.00	0	0	0	0	0	
8	DEEP KAPURIA	3083045	16.43	0	0.00	0.00	0	0	0	0	0	
9	DEEP KAPURIA & SONS (HUF)	220800	1.18	0	0.00	0.00	0	0	0	0	0	
10	DIGVIJAY KAPURIA	8000	0.04	0	0.00	0.00	0	0	0	0	0	
11	PRATIBHA KAPURIA	8000	0.04	0	0.00	0.00	0	0	0	0	0	
12	YUVRAJ KAPURIA	8000	0.04	0	0.00	0.00	0	0	0	0	0	
13	MASTER ABHAY KAPURIA	8000	0.04	0	0.00	0.00	0	0	0	0	0	
14	MASTER VIKRAM KAPURIA	8000	0.04	0	0.00	0.00	0	0	0	0	0	
15	DIGVIJAY KAPURIA & SONS (HUF)	8000	0.04	0	0.00	0.00	0	0	0	0	0	
TOTAL		10330793	55.05	0	0.00	0.00	0	0	0	0	0	

(*) The term "encumbrance" has the same meaning as assigned to it in regulation 28(3) of the SAST Regulations, 2011




(1)(c)(i) Statement showing holding of securities (including shares, warrants, convertible securities) of persons belonging to the category "Public" and holding more than 1% of the total number of shares

Sr. No.	Name of the shareholder	Number of shares held	Shares as a percentage of total number of shares i.e., Grand Total (A)+(B)+(C) indicated in Statement at para (D)(a) above)	Details of warrants		Details of convertible securities		Total shares (including underlying shares assuming full conversion of warrants and convertible securities) as a % of diluted share capital
				Number of warrants held	As a % total number of warrants of the same class	Number of convertible securities held	% w.r.t total Number of convertible Securities of the same class	
1	GAGANDEEP CREDIT CAPITAL PVT LTD	398376	2.12	0	0	0	0	0
2	NEMISH S SHAH	580000	3.09	0	0	0	0	0
3	ANVIL SHARE AND STOCK BROKING PVT LTD	233380	1.24	0	0	0	0	0
4	ANVIL FINVEST PRIVATE LIMITED	223990	1.19	0	0	0	0	0
5	ANVIL ANANTRAI SHETH	630460	3.36	0	0	0	0	0
6	MUKESH CHIMANLAL PATANI	536762	2.86	0	0	0	0	0
	TOTAL	2602968	13.87	0	0	0	0	0

(1)(c)(ii) Statement showing holding of securities (including shares, warrants, convertible securities) of persons (together with PAC) belonging to the category "Public" and holding more than 5% of the total number of shares of the company

Sr. No.	Name(s) of the shareholder(s) and the Persons Acting in Concert (PAC) with them	Number of shares	Shares as a percentage of total number of shares i.e., Grand Total (A)+(B)+(C) indicated in Statement at para (D)(a) above)	Details of warrants		Details of convertible securities		Total shares (including underlying shares assuming full conversion of warrants and convertible securities) as a % of diluted share capital
				Number of warrants	As a % total number of warrants of the same class	Number of convertible securities held	% w.r.t total number of convertible securities of the same class	
1	Anuj A Seth	630460	3.36	N.A.	N.A.	N.A.	N.A.	0
2	Accolade Finvest (P) Ltd (Formerly known as Anvil Finvest (P) Ltd)	223990	1.19	N.A.	N.A.	N.A.	N.A.	0
3	Gagandeep Credit Capital (P) Ltd	398376	2.12	N.A.	N.A.	N.A.	N.A.	0
4	Prescient Securities (P) Ltd	117155	0.62	N.A.	N.A.	N.A.	N.A.	0
	TOTAL	1369981	7.30	0	0	0	0	0



(D)(d) Statement showing details of locked-in shares

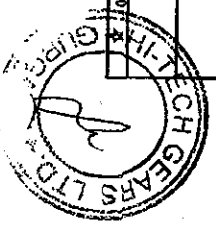
Sr. No.	Name of the shareholder	Number of locked-in shares	Locked-in shares as a percentage of total number of shares (i.e., Grand Total (A)+(B)+(C) indicated in Statement at para (D)(a) above)
TOTAL		0	0.00

(D)(e) Statement showing details of Depository Receipts (DRs)

Sr. No.	Type of outstanding DR (ADRs, GDRs, SDRs, etc.)	Number of outstanding DRs	Number of shares underlying outstanding DRs	Shares underlying outstanding DRs as a percentage of total number of shares (i.e., Grand Total (A)+(B)+(C) indicated in Statement at para (D)(a) above)
1	Ordinary DR	1,00	250.00	0.00
TOTAL		1	250	0.00

(D)(f) Statement showing holding of Depository Receipts (DRs), where underlying shares held by "promoter/promoter group" are in excess of 1% of the total number of shares

Sr. No.	Name of the DR Holder	Type of outstanding DR (ADRs, GDRs, SDRs, etc.)	Number of shares underlying outstanding DRs	Shares underlying outstanding DRs as a percentage of total number of shares (i.e., Grand Total (A)+(B)+(C) indicated in Statement at para (D)(a) above)
1				
2				
TOTAL	Not Applicable		0	0



Statement showing the voting pattern of shareholders, if more than one class of shares/securities is issued by the issuer

(Give description of voting rights for each class of securities)

Class X: Not Applicable
 Class Y: Not Applicable
 Class Z: Not Applicable

Table (III)(a)

Category code	Category of Shareholder	Number of Voting rights held in each class of securities			Total voting Rights (III+IV+V)	Total Voting Rights i.e. (VI)	
		Class X	Class Y	Class Z		As a percentage of (A+B)	As a percentage of (A+B+C)
(I)	(II)	(III)	(IV)	(V)	(VI)	(VII)	(VIII)
(A)	Shareholding of Promoter and Promoter Group ²						
1	Indian						
(a)	Individuals/ Hindu Undivided Family	NA	NA	NA	NA	NA	NA
(b)	Central Government/ State Government(s)	NA	NA	NA	NA	NA	NA
(c)	Bodies Corporate	NA	NA	NA	NA	NA	NA
(d)	Financial Institutions/ Banks	NA	NA	NA	NA	NA	NA
(e)	Any Others (Specify)	NA	NA	NA	NA	NA	NA
	Sub Total(A)(1)	NA	NA	NA	NA	NA	NA
2	Foreign						
a	Individuals (Non-Residents Individuals/ Foreign Individuals)	NA	NA	NA	NA	NA	NA
b	Bodies Corporate	NA	NA	NA	NA	NA	NA
c	Institutions	NA	NA	NA	NA	NA	NA
d	Qualified Foreign Investor	NA	NA	NA	NA	NA	NA
e	Any Others (Specify)	NA	NA	NA	NA	NA	NA
	Sub Total(A)(2)	NA	NA	NA	NA	NA	NA
	Total Shareholding of Promoter and Promoter Group (A)= (A)(1)+(A)(2)	NA	NA	NA	NA	NA	NA
(B)	Public shareholding						
1	Institutions						
(a)	Mutual Funds/ UTI	NA	NA	NA	NA	NA	NA
(b)	Financial Institutions/ Banks	NA	NA	NA	NA	NA	NA
(c)	Central Government/ State Government(s)	NA	NA	NA	NA	NA	NA
(d)	Venture Capital Funds	NA	NA	NA	NA	NA	NA
(e)	Insurance Companies	NA	NA	NA	NA	NA	NA
(f)	Foreign Institutional Investors	NA	NA	NA	NA	NA	NA
(g)	Foreign Venture Capital Investors	NA	NA	NA	NA	NA	NA
(h)	Qualified Foreign Investor	NA	NA	NA	NA	NA	NA
(i)	Any Other (specify)	NA	NA	NA	NA	NA	NA
	Sub-Total (B)(1)	NA	NA	NA	NA	NA	NA
B 2	Non-institutions						
(a)	Bodies Corporate	NA	NA	NA	NA	NA	NA
(b)	Individuals	NA	NA	NA	NA	NA	NA
I	Individuals -i. Individual shareholders holding nominal share capital up to Rs 1 lakh	NA	NA	NA	NA	NA	NA
II	ii. Individual shareholders holding nominal share capital in excess of Rs. 1 lakh.	NA	NA	NA	NA	NA	NA
(c)	Qualified Foreign Investor	NA	NA	NA	NA	NA	NA
(d)	Any Other (specify)	NA	NA	NA	NA	NA	NA
(d-i)	Non-resident indian / OCB	NA	NA	NA	NA	NA	NA
(d-ii)	Any other (specify) Clearing Member	NA	NA	NA	NA	NA	NA
	Sub-Total (B)(2)	NA	NA	NA	NA	NA	NA
(B)	Total Public Shareholding (B)= (B)(1)+(B)(2)	NA	NA	NA	NA	NA	NA
	TOTAL (A)+(B)	NA	NA	NA	NA	NA	NA
(C)	Shares held by Custodians and against which Depository Receipts have been issued						
1	Promoter and Promoter Group	NA	NA	NA	NA	NA	NA
2	Public	NA	NA	NA	NA	NA	NA
	Sub-Total (C)	NA	NA	NA	NA	NA	NA
	GRAND TOTAL (A)+(B)+(C)	NA	NA	NA	NA	NA	NA



Note Category B (2) (d) consists of following:

- (i) 55NR/ OCB holding 127116 shares; and
- (ii) 33 clearing members holding 23561 shares

2. Disclaimer Clause

The information furnished above is certified by Hi-Tech Gears Limited to be true, fair and accurate (except in respect of errors in or omissions from documents filed electronically that result solely from electronic transmission errors beyond our control and in respect of which we take corrective action as soon as it is reasonably practicable after becoming aware of the error or the omission). SEBI, the Stock Exchanges or the NIC do not take any responsibility for the accuracy, validity, consistency and integrity of the data entered and updated by it

for Hi-Tech Gears Limited

Smital Kumar

S.K. Khatri
(Company Secretary)

